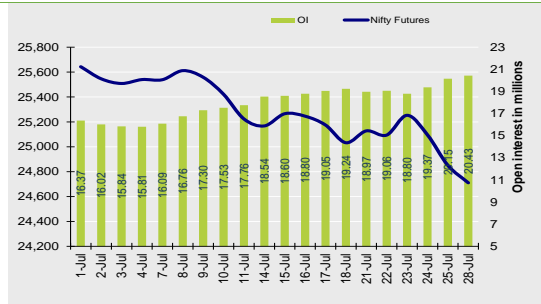


Nifty Snapshot

	Close	Prv Cl.	Ab chg	% chg
Spot	24,680.90	24,837.00	-156.10	-0.63
Futures	24,710.20	24,850.40	-140.20	-0.56
Oil(ml shr)	20.43	20.15	0.28	1.37
Vol (lots)	110743	99622	11121	11.16
COC	29.30	13.40	15.90	118.7
PCR-OI	0.64	0.70	-0.07	-9.7

Nifty Futures Price v/s OI



Institutional Activity in previous trading session

(in Rs cr.)	Buy	Sell	Net
Index Futures	5341.71	6520.31	-1178.60
Index Options	1038540.93	1046528.51	-7987.58
Stock Futures	142891.98	140768.32	2123.66
Stock Options	33987.63	33638.43	349.20
FII Cash	9,993.78	16,076.25	-6,082.47
DII Cash	15,799.53	9,034.98	6,764.55

Net FII Activity (in Rs cr.)

Date	Idx Fut	Stk Fut	Idx Opt	Cash
28-Jul	-1178.6	2123.7	-7987.6	-6082
25-Jul	-2453.3	-2531.7	-2441.3	-1980
24-Jul	1.7	-947.8	-1856.4	-2134
23-Jul	760.0	1260.7	-1557.1	-4209
22-Jul	-797.6	-1515.2	1497.3	-3549
21-Jul	570.3	-281.7	-9480.1	-1681

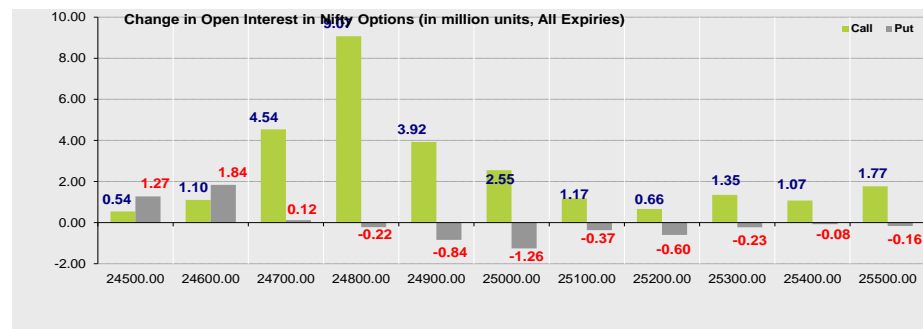
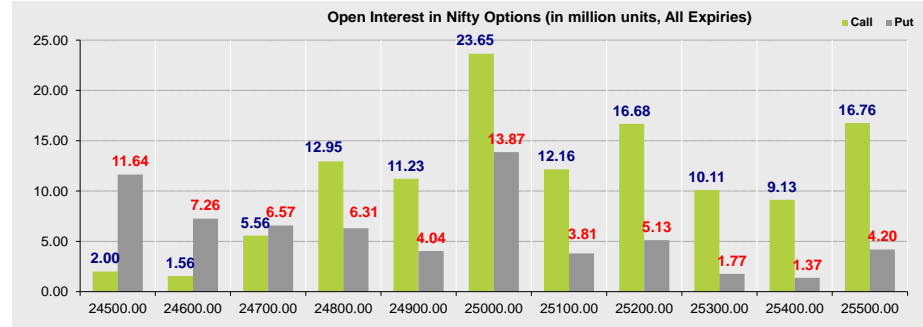
Technical Pivot (Intraday):

	S2	S1	PIVOT	R1	R2
NIFTY	24510	24610	24770	24870	25025
BANKNIFTY	55695	55935	56305	56545	56910

Summary

- Indian markets closed on a negative note where selling was mainly seen in IT, Realty & Metals Sectors. Nifty Jul Futures closed at 24710.20 (down 140.20 points) at a premium of 29.30 pts to spot.
- FII's were net sellers in Cash to the tune of 6082.47 Cr and were net sellers in index futures to the tune of 1178.60 Cr.
- India VIX increased by 6.98% to close at 12.06 touching an intraday high of 12.23.

Open Interest in Nifty Options:



- The above second chart shows previous trading day's change in Nifty options where Addition in OI were seen in 25000, 24900, 24800, 24700 strike Calls and at 24500, 24600, strike Puts indicating market is likely to remain under pressure in the near term.
- Highest OI build-up is seen at 25000 strike Calls and 25000 strike Puts, to the tune of 23.65mn and 13.87mn respectively.

Outlook on Nifty:

Index is likely to open on a negative note today and is likely to remain under pressure during the day.

(Price is in Rs; OI is in million units; Price chg and OI chg are in percentage) **NB RESEARCH**

Fresh Longs seen in:

Scrip	Price	Price chg	OI	OI Chg
HINDPETRO	422.7	0.0	63.6	14.9
LAURUSLABS	888.4	6.1	23.4	9.3
MARICO	700.1	0.7	20.5	6.8

Short Covering seen in:

Scrip	Price	Price chg	OI	OI Chg
PEL	1295.6	1.4	4.6	-14.1
HEROMOTOCO	4292.0	1.8	6.6	-13.3
BALKRISIND	2696.7	0.5	1.0	-11.9

Fresh Shorts seen in:

Scrip	Price	Price chg	OI	OI Chg
KFINTECH	1151.3	-1.3	2.3	37.2
LODHA	1207.3	-5.9	9.2	20.8
IEX	139.2	-4.4	41.6	20.6

Long Unwinding seen in:

Scrip	Price	Price chg	OI	OI Chg
M&MFIN	248.9	-1.6	13.7	-21.3
IREDA	150.4	-2.0	40.7	-18.0
BLUESTARCO	1744.2	-0.5	1.7	-17.6

NIFTY50 Options OI (CE OI = Resistance) (PE OI = Support)

Symbol	Highest CE OI	Highest PE OI	CMP
ADANIENT	2600	2600	2525
ADANIPTS	1400	1400	1377
APOLLOHOSP	8000	7000	7369
ASIANPAINT	2500	2300	2360
AXISBANK	1200	1100	1076
BAJAJ-AUTO	8400	8000	8084
BAJFINANCE	950	900	882
BAJAJFINSV	2100	2000	1978
BEL	400	390	390
BHARTIARTL	2000	1800	1893
CIPLA	1600	1500	1571
COALINDIA	400	395	378
DRREDDY	1300	1100	1287
EICHERMOT	5800	5800	5398
ETERNAL	320	300	308
GRASIM	2900	2600	2729
HCLTECH	1600	1600	1469
HDFCBANK	2020	2000	2011
HDFCLIFE	820	740	762
HEROMOTOCO	4500	4300	4292
HINDALCO	700	680	688
HINDUNILVR	2560	2300	2443
ICICIBANK	1490	1460	1487
ITC	420	420	410
INDUSINDBK	900	800	804

NIFTY50 Options OI (CE OI = Resistance) (PE OI = Support)

Symbol	Highest CE OI	Highest PE OI	CMP
INFY	1600	1500	1517
JSWSTEEL	1180	1000	1028
JIOFIN	330	300	308
KOTAKBANK	2000	2100	1968
LT	3700	3500	3425
M&M	3300	3200	3213
MARUTI	12800	11200	12363
NTPC	345	345	333
NESTLEIND	2500	2400	2234
ONGC	250	240	240
POWERGRID	300	290	292
RELIANCE	1500	1400	1389
SBILIFE	1860	1800	1847
SHRIRAMFIN	700	600	634
SBIN	820	820	799
SUNPHARMA	1720	1700	1704
TCS	3400	3000	3077
TATACONSUM	1100	980	1060
TATAMOTORS	700	680	683
TATASTEEL	170	160	160
TECHM	1600	1390	1451
TITAN	3500	3400	3395
TRENT	5500	6000	5006
ULTRACEMCO	13000	12000	12236
WIPRO	270	260	248

OI against MWPL				
Symbol	MWPL	Open Interest	Limit for next day	% OI
IEX	177849950	157136250	11821202	88%
ABFRL	121580965	105352000	10149916	87%
LAURUSLABS	78058155	67296200	6859047	86%
RBLBANK	121575211	104603550	Ban	86%
SAIL	289148547	240912600	33778519	83%
HFCL	189248684	156186750	23599499	83%
TITAGARH	16037381	13097850	2137661	82%
NMDC	689383367	559534500	95379698	81%
LICHSGFIN	60244101	48488000	8743895	80%
LTF	168467595	132824816	27219399	79%
CDSL	35530000	26905425	6848075	76%
PATANJALI	22129978	16243800	4779679	73%
MCX	10180563	7438375	2233159	73%
BANDHANBNK	193371109	140742000	42960553	73%
ANGELONE	11638502	8348250	2708326	72%
CANBK	672420574	475186500	163613045	71%
GRANULES	29668038	20889400	7295236	70%
PNB	687763516	482296000	171079340	70%
MAZDOCK	12239606	8540175	3087450	70%
GLENMARK	30111043	20832750	7772740	69%
INDUSINDBK	125014099	85519000	33244394	68%
HUDCO	100095000	65614875	29475375	66%
TATACHEM	31601465	20038850	9982541	63%
BIOCON	121306033	75522500	39718231	62%
BSE	63536556	39399000	20960728	62%
NATIONALUM	178967755	110242500	59776867	62%
BDL	18382289	11311625	6151549	62%
TATATECH	36328758	21561600	12950720	59%
BSOFT	32988281	19423300	11915566	59%
RECLTD	249446067	145437975	91535788	58%
IREDA	158681547	91214550	59532919	57%
SBICARD	59744408	33584800	23172387	56%
HINDCOPPER	65482129	36782000	25426022	56%

[illegible]

Derivative Recommendations:

Stock Name	Call (Buy/Sell)	Entry price	Targets	Stop Loss	Duration	Status
NIFTY (Long Straddle)	Buy	674	1100	500	Positional	Open
HUDCO Future	Sell	216	208	220	1-2 Days	Open
RVNL Future	Sell	354	342	360	1-2 Days	Open

FROM THE EQUITY DERIVATIVE DESK:

NIRAV HARISH CHHEDA
AVP - DERIVATIVES AND TECHNICAL RESEARCH
E-Mail: nirav.chheda@nirmalbang.com
Tel no: 6273-8199/8000

AMIT BHUPTANI
SNR.DERIVATIVES AND TECHNICAL RESEARCH ANALYST
E-Mail: amit.bhuptani@nirmalbang.com
Tel no: 6273-8242/8000

DISCLOSURES

Research Reports that are published by Nirmal Bang Securities Private Limited (hereinafter referred to as "NBSPL") are for private circulation only. NBSPL is a registered Research Analyst under SEBI (Research Analyst) Regulations, 2014 having Registration no. INH000001766. NBSPL is also a registered Stock Broker with National Stock Exchange of India Limited, BSE Limited, Metropolitan Stock Exchange of India Limited, Multi Commodity Exchange of India Limited, National Commodity and Derivative Exchange Limited and Indian Commodity Exchange Limited in cash and Equity and Commodities derivatives segments.

NBSPL has other business divisions with independent research teams separated by Chinese walls, and therefore may, at times, have different or contrary views on stocks and markets.

NBSPL or its associates have not been debarred / suspended by SEBI or any other regulatory authority for accessing / dealing in securities Market. NBSPL, its associates or analyst or his relatives do not hold any financial interest (Except Investment) in the subject company. NBSPL or its associates or Analyst do not have any conflict or material conflict of interest at the time of publication of the research report with the subject company. NBSPL or its associates or Analyst or his relatives may or may not hold beneficial ownership of 1% or more in the subject company at the end of the month immediately preceding the date of publication of this research report.

NBSPL or its associates / analyst has not received any compensation / managed or co-managed public offering of securities of the company covered by Analyst during the past twelve months. NBSPL or its associates have not received any compensation or other benefits from the company covered by Analyst or third party in connection with the research report. Analyst has not served as an officer, director or employee of Subject Company. NBSPL / analyst has not been engaged in market making activity of the subject company.

Analyst Certification: The research analysts and authors of these reports, hereby certify that the views expressed in this research report accurately reflects my/our personal views about the subject securities, issuers, products, sectors or industries. It is also certified that no part of the compensation of the analyst(s) was, is, or will be directly or indirectly related to the inclusion of specific recommendations or views in this research. The analyst(s) principally responsible for the preparation of this research report and has taken reasonable care to achieve and maintain independence and objectivity in making any recommendations.

DISCLAIMER

This report is for the personal information of the authorized recipient and does not construe to be any investment, legal or taxation advice to you. NBSPL is not soliciting any action based upon it. Nothing in this research shall be construed as a solicitation to buy or sell any security or product, or to engage in or refrain from engaging in any such transaction. In preparing this research, we did not take into account the investment objectives, financial situation and particular needs of the reader.

This research has been prepared for the general use of the clients of NBSPL and must not be copied, either in whole or in part, or distributed or redistributed to any other person in any form. If you are not the intended recipient you must not use or disclose the information in this research in any way. Though disseminated to all the customers simultaneously, not all customers may receive this report at the same time. NBSPL will not treat recipients as customers by virtue of their receiving this report. This report is not directed or intended for distribution to or use by any person or entity resident in a state, country or any jurisdiction, where such distribution, publication, availability or use would be contrary to law, regulation or which would subject NBSPL & its group companies to registration or licensing requirements within such jurisdictions.

The report is based on the information obtained from sources believed to be reliable, but we do not make any representation or warranty that it is accurate, complete or up-to-date and it should not be relied upon as such. We accept no obligation to correct or update the information or opinions in it. NBSPL or any of its affiliates or employees shall not be in any way responsible for any loss or damage that may arise to any person from any inadvertent error in the information contained in this report. NBSPL or any of its affiliates or employees do not provide, at any time, any express or implied warranty of any kind, regarding any matter pertaining to this report, including without limitation the implied warranties of merchantability, fitness for a particular purpose, and non-infringement. The recipients of this report should rely on their own investigations.

This information is subject to change without any prior notice. NBSPL reserves its absolute discretion and right to make or refrain from making modifications and alterations to this statement from time to time. Nevertheless, NBSPL is committed to providing independent and transparent recommendations to its clients, and would be happy to provide information in response to specific client queries.

Before making an investment decision on the basis of this research, the reader needs to consider, with or without the assistance of an adviser, whether the advice is appropriate in light of their particular investment needs, objectives and financial circumstances. There are risks involved in securities trading. The price of securities can and does fluctuate, and an individual security may even become valueless. International investors are reminded of the additional risks inherent in international investments, such as currency fluctuations and international stock market or economic conditions, which may adversely affect the value of the investment. Opinions expressed are subject to change without any notice. Neither the company nor the director or the employees of NBSPL accept any liability whatsoever for any direct, indirect, consequential or other loss arising from any use of this research and/or further communication in relation to this research. Here it may be noted that neither NBSPL, nor its directors, employees, agents or representatives shall be liable for any damages whether direct or indirect, incidental, special or consequential including lost revenue or lost profit that may arise from or in connection with the use of the information contained in this report.

Copyright of this document vests exclusively with NBSPL. Our reports are also available on our website www.nirmalbang.com